



Microsoft Learn

Spark possibility



Microsoft Azure Fundamentals introduction

Hello!

Thank you for joining me today

Instructor: Nafizur

Microsoft Certified Trainer

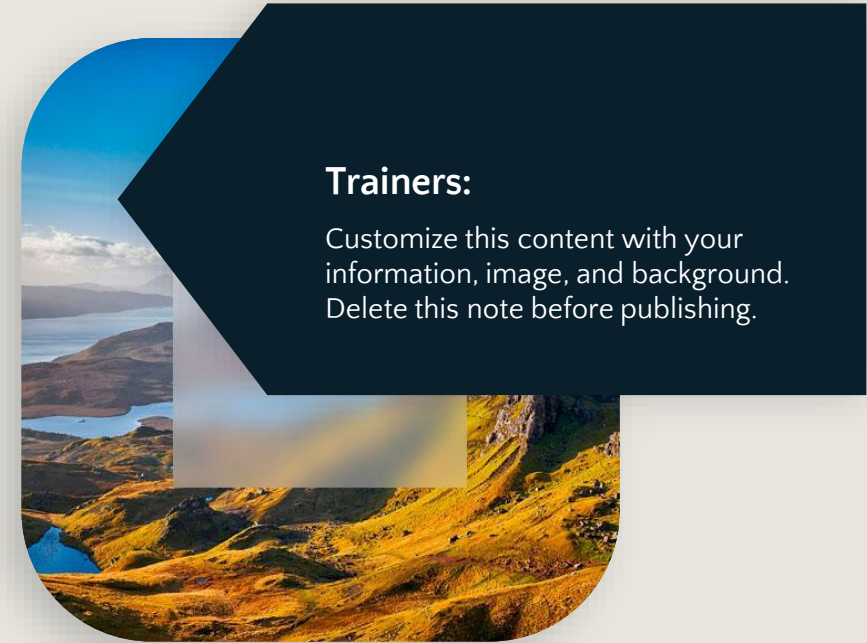
With over 15 years of experience as an IT engineer, I am a Microsoft Certified Trainer (MCT) specialising in Microsoft certifications. I really enjoy to explore and learn by doing things in cyber security labs.

[twitter.com/\[Name\]](#)

[linkedin.com/\[Name\]](#)


[\[first.last\]@\[email.com\]](#)

Blog



Trainers:

Customize this content with your information, image, and background. Delete this note before publishing.



Let's get to know
each other

Your name


Company affiliation

Title/function

Your experience

Your expectations
for the course


CIAG



Let's have a great time together


Trainer: Nafizur

We all contribute to a great class



- Breaks (morning break, Lunch, Afternoon break)
- Class recorded
- Be on time (6 hours)
- Be present (avoid mail, calls, side meetings)

What you should know about our facilities



- Internet access
- Parking
- Restrooms
- Emergency

About this course

What's in this course?

- This course covers foundational knowledge on cloud concepts, core Azure architecture and services, and Azure management and governance.
- This course is aligned with the **Microsoft Certified: Azure Fundamentals** certification.

Who is this course for?

- This course is for new-to-cloud learners who want to better understand cloud technology and what Microsoft Azure provides.
- An IT background is recommended to get the most out of this course.

Course schedule

Trainers:
Find the proposed schedule in the Trainer Prep Guide (PDF) and customized if needed. Delete this note before publishing.

	Day 1	Day 2	Day 3
Early morning	Short topic description. Lorem ipsum dolor sit amet, consectetur adipiscing elit, sed do eiusmod tempor incididunt ut labore et dolore magna aliqua.		
Break			
Late morning	Short topic description. Lorem ipsum dolor sit amet, consectetur adipiscing elit, sed do eiusmod tempor incididunt ut labore et dolore magna aliqua.		
Lunch			
Early afternoon	Short topic description. Lorem ipsum dolor sit amet, consectetur adipiscing elit, sed do eiusmod tempor incididunt ut labore et dolore magna aliqua.		
Break			
Late afternoon	Short topic description. Lorem ipsum dolor sit amet, consectetur adipiscing elit, sed do eiusmod tempor incididunt ut labore et dolore magna aliqua.		

Get the most out of your Microsoft Learn profile

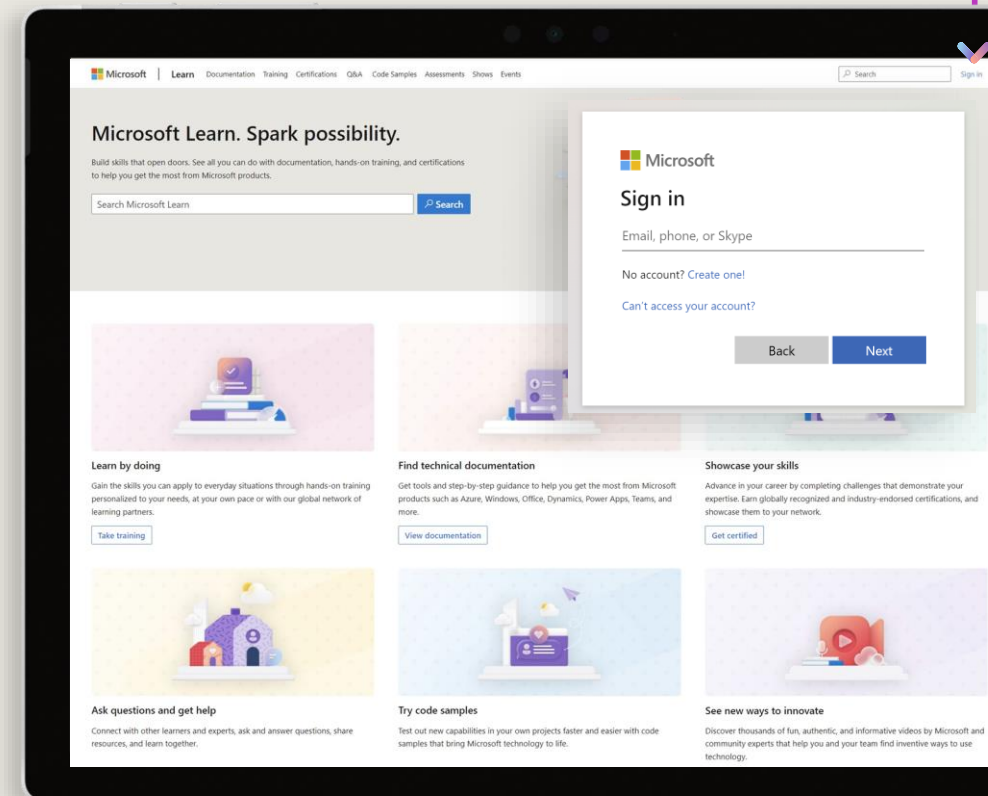
Verify, track, and share your training and certification progress and accomplishments—*all on one platform*

- Claim your achievement code for this course and share you have completed it.
- Access your course material and track progress on your learning activities.
- Share and verify your Microsoft Certifications via email, on social networking platforms, and on your résumé.
- Download and print transcripts and certificates.
- Manage your upcoming activities and certification exam appointments.

www.aka.ms/MyMicrosoftLearnProfile

Create your Microsoft Learn profile at learn.microsoft.com

- Select *Sign in* at the top, right corner of any Microsoft Learn page.
- Follow the Microsoft account authentication process.
- If the account that you have chosen to sign-in with doesn't already have a Microsoft Learn profile, you'll be guided to create one.




Access your course material

All course content is available on Microsoft Learn

learn.microsoft.com/training/courses/browse

- We'll go through this content together and as the course progresses, I will advise you on which modules to review.
- You can provide feedback for modules on Microsoft Learn. Find out how at the bottom of each page.



Need help? See our [troubleshooting guide](#) or provide specific feedback by [reporting an issue](#).

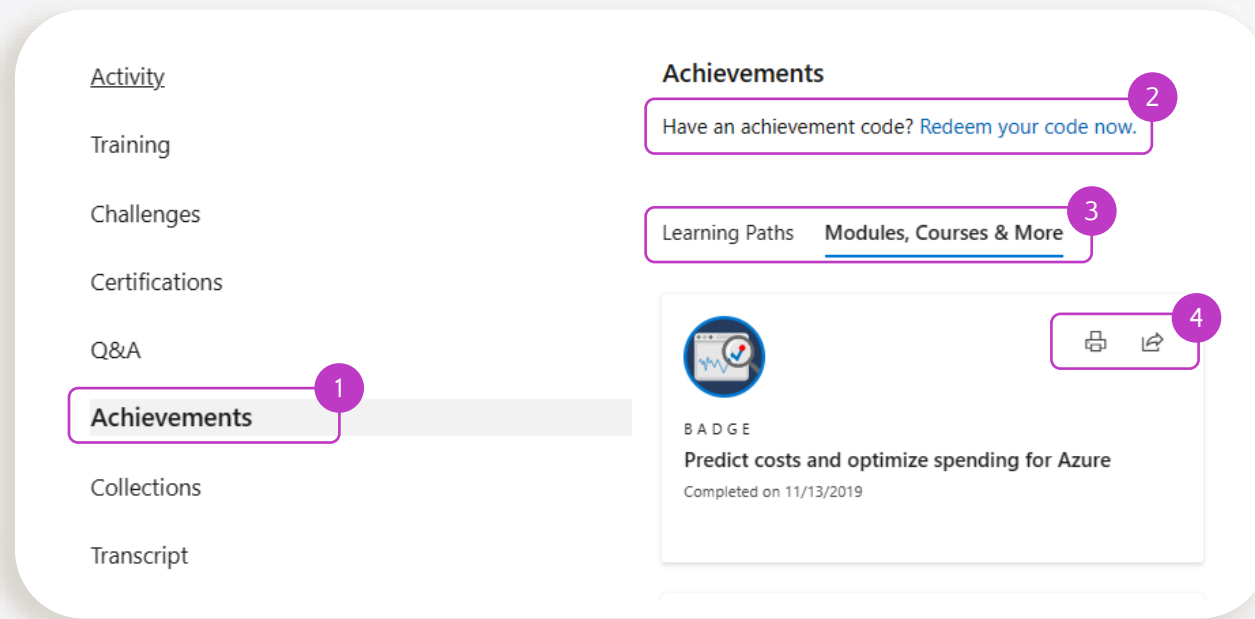
This course includes labs:

- Detailed lab instructions are included in the Microsoft Learn environment.

Celebrate your accomplishments and feel empowered


Get your achievement recognized and earn your badge for completing this course

aka.ms/MyMicrosoftLearnProfile



1. Go to **Achievements** on your Microsoft Learn profile.
2. Redeem the code provided by your trainer.
3. Find your new badge **on Modules, Courses & More.**
4. Share your new achievement with your professional network. You can also download and print your certificate.

Become Microsoft Certified



92%

of certified IT professionals feel more confident in their abilities after earning certifications¹

Get recognized by earning industry validation for technical knowledge. Ensure you stay current with the necessary skills and expertise for continued success.

Start at learn.microsoft.com/certifications

Microsoft role-based and specialty certifications require annual renewal.²

Learn about certification renewal at aka.ms/RenewYourCert

¹ ["2023 Value of IT Certification | Candidate Report." Pearson VUE, 2023](#) ² Microsoft fundamentals certifications don't expire

Get ready for your Microsoft Certification exam

Microsoft Certified: Azure Fundamentals

Understand the skills measured by the exam

Study area	Percentage
Describe cloud concepts	25-30%
Describe Azure architecture and services	35-40%
Describe Azure management and governance	30-35%

Percentages indicate the relative weight of each area on the exam.
The higher the percentage, the more questions you are likely to see in that area.

Build confidence in your skills

In the exam page, find resources to help prepare

- Watch exam prep videos
- Review the exam study guide
- Demo the exam experience with the exam sandbox
- Take a practice assessment

